

Primary
Modern
Foreign
Languages

School Improvement
Liverpool



MFL
Spanish
Year 3

Los Animales

Spring 2
Animals, Home and Environments

Print page 2 in colour to complete activity 1.

Nombre:	
Clase:	
Escuela:	

- POS7.1 Read and recognise familiar words using knowledge of the phonemes 'ie', 'll', 'ñ' and 'rr.'
- POS8.1 Read and show understanding of single words and simple phrases using wild animals, pets and colours.
- POS10.1 Write single words and simple phrases to describe animals using a model.
- POS11.1 Write single words and phrases from memory to describe animals with understandable accuracy.
- POS12.1 Be aware of the verb 'to have' in the first person singular/agreement of singular adjectives.

Key Language	
Colorear	Colour in
Completar	Complete
Copiar	Copy
Dibujar	Draw
Escoger	Choose
Escribir	Write
Hacer un círculo	Draw a circle
Traducir	Translate

POS8.1 Read and show understanding of animal nouns.
 POS10.1 Write words for animals adding in the missing vowels.
 POS11.1 Write words for animals from memory with understandable accuracy.

Nombre: _____ Fecha: _____ Clase: _____

Los animales

1. Copiar la palabra correcta para cada imagen. [POS8.1]

Un pez	✓	Un elefante		Un gato		Un león	
Un mono		Un hamster		Una serpiente		Un perro	
Una rana		Un camello		Una jirafa			



Un pez



2. Completar las palabras con las vocales. [POS10.1]

a e i o u



R__n__

G__t__

J__r__f__

P__rr__



C__m__ll__

S__rp__nt__

H__mst__r

P__z



__l__f__nt__

M__n__

L__n

Challenge

- Turn the page over and write from memory as many animals as you can. [POS11.1]

POS8.1 Read and show understanding of words and simple phrases using animals and colours.

POS10.1 Write colours following a model.


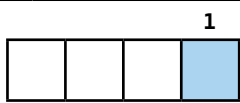

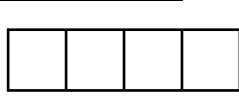

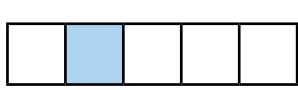



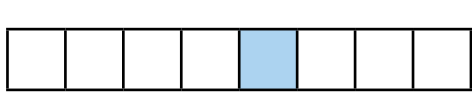

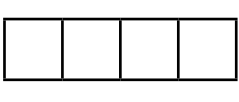

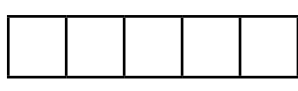

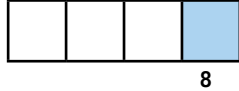

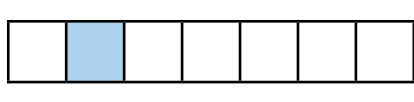



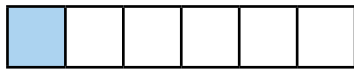
POS11.1 Write colours from memory with understandable accuracy.

Nombre: _____ Fecha: _____ Clase: _____

Colores para describir los animals (Colours to describe animals)

1. Escribir el color para cada imagen. [POS8.1] [POS10.1]







rojo	azul	amarillo	verde	naranja	lila
gris	blanco	negro	rosa	marrón	

Form a word using the letters from the shaded boxes above.

1		4					8

2. Colorear los animales usando el color correcto. [POS8.1]

			
Un perro lila	Un camello marrón	Un pez verde	Un hamster rojo
			
Un elefante rosa	Un gato azul	Un mono gris	Una jirafa marrón

Challenge

- Turn the page over and write from memory as many colours as you. [POS11.1]

POS8.1 Read and show understanding of adjectives.

POS10.1 Write adjectives using a model.


Nombre: _____ Fecha: _____ Clase: _____

Adjetivos para describir los animales. (Adjectives to describe animals).

1. Hacer un circulo en el adjetivo correcto para cada imagen. [POS8.1]



- pequeño
- perfecto
- **grande**
- mediano



- saltona
- alta
- pequeño
- perfecto



- perfecto
- grande
- pequeño
- saltona



- mediano
- pequeño
- saltona
- perfecto




- travieso
- feroz
- gruñon
- espantosa



- espantosa
- travieso
- feroz
- gruñon



- gruñon
- travieso
- espantosa
- feroz



- feroz
- travieso
- gruñon
- espantosa

2. Traducir el adjetivo del inglés al español. [POS10.1]

Remember: 'mediano' and 'pequeño'

Inglés	Español
grumpy	
fierce	
naughty	
scary	
jumpy	
tall	
perfect	
big	
medium	
small	


POS8.1 Read and show understanding of adjectives in a phrase describing animals.
POS10.1 Write adjectives using a model.


Nombre: _____ Fecha: _____ Clase: _____


Describir los animales (Describing animals)


1. Completar las frases con el adjetivo correcto. [POS8.1] [POS10.1]


travieso	alta	feroz	perfecto	saltona
gruñón	espantosa	grande	pequeño	


Una  es


Una  es


Una  es


Un  es

Un  es

Un  es

Un  es

Un  es

Un  es

POS8.1 Read and show understanding of animal nouns.
POS10.1 Write words for animals using a model.


Nombre: _____ Fecha: _____ Clase: _____

Describir los animales (Describing animals)

1. Escoger el animal correcto para cada adjetivo. [POS8.1] [POS10.1]

El pez	El elefante	El gato	El camello	El mono
El perro	El león	La rana	La jirafa	La serpiente

Ejemplo:



El elefante es grande.



es alta.



es gruñón.



es travieso.



es saltona.



es feroz.



es espantosa.



es perfecto.



es mediano.



es pequeño.

POS8.1 Read and show understanding of words for animals and adjectives to describe pets.
 POS10.1 Write phrases using animals and adjectives to describe pets. Follow the example.
 POS12.1 Be aware of the verb 'to have' in the first person singular / agreement of adjectives.

Nombre: _____ Fecha: _____ Clase: _____

Tengo = I have

Las mascotas (Pets)

Here are some pets in Spanish:

un perro	un hamster	un gato	un pez	una serpiente
----------	------------	---------	--------	---------------


Here are the colours in Spanish:

rojo	azul	amarillo	verde	naranja	lila
gris	blanco	negro	rosa	marrón	

Here are more adjectives:

travieso /a	alta /o	feroz	perfecto /a	gruñon /a
espantoso /a	saltón /a	grande	mediano	pequeño

1. Describir y dibujar tres mascotas. Mira el ejemplo. [POS8.1] [POS10.1] [POS12.1]

	
1. Tengo un hámster marron, travieso y pequeño	2. Tengo
3. Tengo	4. Tengo

POS11.1 Write phrases from memory using animals and adjectives.

POS12.1 Be aware of the verb 'to have' in the first person singular/agreement of adjectives.

Nombre: _____ Fecha: _____ Clase: _____

¿Tienes una mascota? (Do you have a pet?)

1. Describir y dibujar tu mascota favorita. Usa '**tengo**' and '**y**.' [POS11.1] [POS12.1]

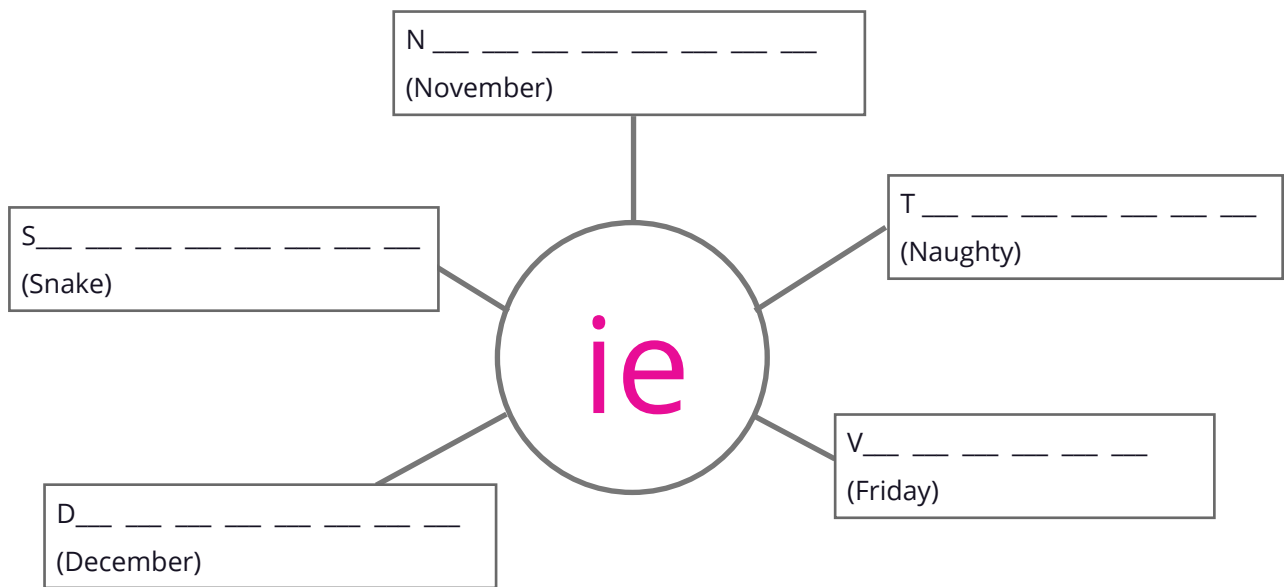
Tengo = I have
y = and



Nombre: _____ Fecha: _____ Clase: _____

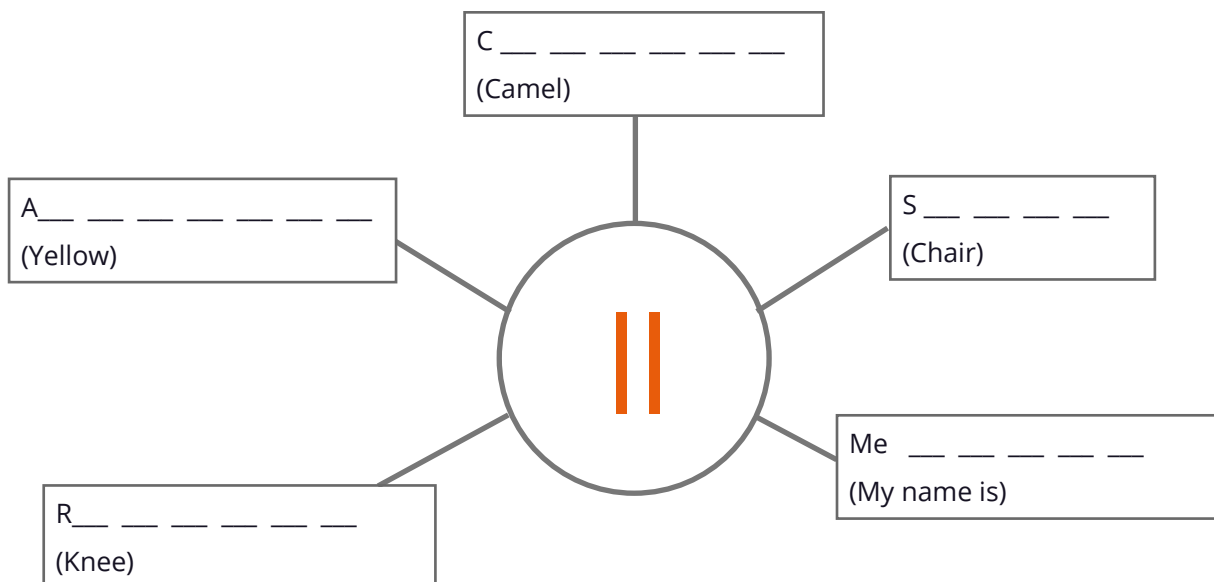
1. Write the words in the boxes using the 'ie' phoneme. [POS7.1]

In Spanish 'ie' sounds like 'ee eh'



2. Write the words in the boxes using the 'll' phoneme. [POS7.1]

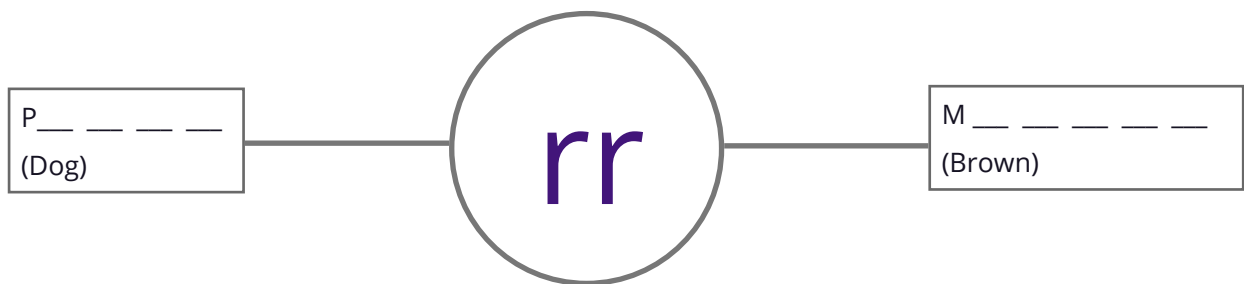
In Spanish 'll' sounds like 'y'



Nombre: _____ Fecha: _____ Clase: _____

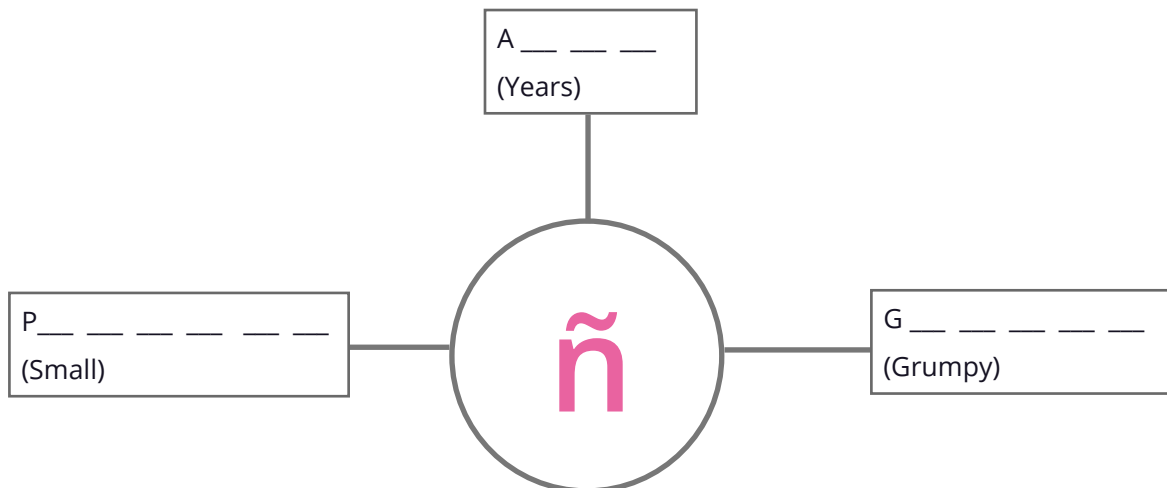
1. Write the words in the boxes using the 'rr' phoneme. [POS7.1]

The 'rr' in Spanish is a rolling sound where the tongue vibrates on the roof of the mouth near the front.



2. Write the words in the boxes using the 'ñ' phoneme. [POS7.1]

In Spanish 'ñ' sounds like 'ny'



School Improvement Liverpool

Toxteth Annexe, Aigburth Road. Liverpool, L17 7BN

Phone: **0151 233 3901** | Email: sil@si.liverpool.gov.uk | Web: www.schoolimprovementliverpool.co.uk